



NEXT DAY SHIP MODEL

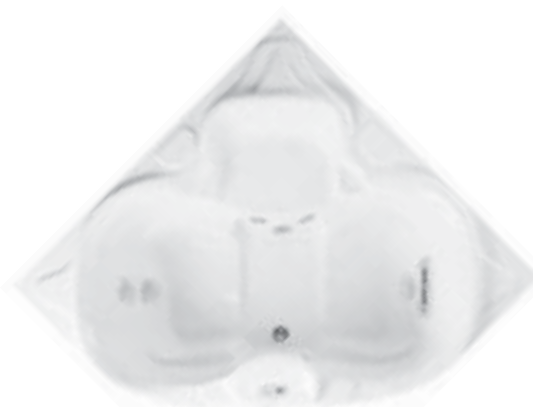
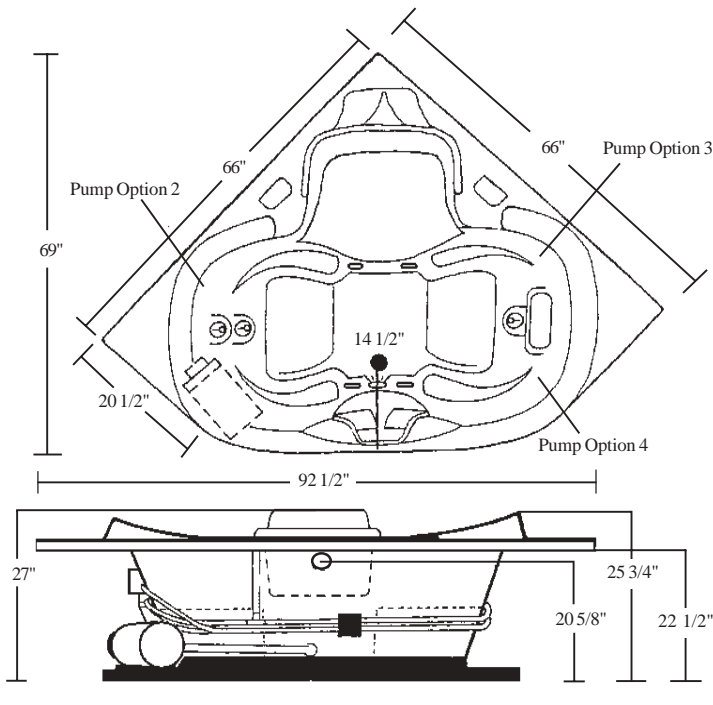
# CENTURY 27

CENTURY SERIES MODEL # AI7242-RC27

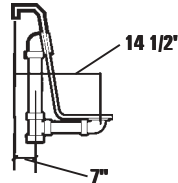
Two Person Bath



SCALE:  
3/8" = 1'



### Rough-In Plumbing Measurements



### EQUIPMENT LEGEND

- Drain
- Standard Pump Location
- Fan Jet
- Rotary Massage Jet
- Full Size Pressure-Flo Hydrotherapy Jet
- Underwater Mood Light

## SPECIFICATIONS:

### General Specifications:

<b>Tub Size</b>	66" x 66" x 27" 168 cm x 168 cm x 69 cm
<b>Bathing Well</b>	43" long 22 1/2" wide 23 1/4" interior depth
<b>Shipping Weight</b>	261 lbs. / 118 kg
<b>Tub Weight Filled</b>	997 lbs. / 452 kg
<b>Gallons to Overflow</b>	95 gal. / 360 L
<b>Gallons to Operate</b>	1 bather: 76 gal. / 288 L 2 bathers: 57 gal. / 216 L

### Electrical Specifications:

<b>Pump</b>	2 HP; 11 AMP; 110V
<b>Requirement</b>	15 AMP; 110V w/ GFCI
<b>Inline Heater</b>	1.5kw; 12 AMP; 110V
<b>Requirement</b>	15 AMP; 110V w/ GFCI

**NOTE: Specifications are ± 1/4" and are subject to change without notice.**

### STANDARD EQUIPMENT:

- 8 Hydrotherapy Jets including:  
4 Full Size Pressure-Flo Hydrotherapy Jets  
3 Recessed Rotary Massage Jets  
1 Recessed Fan Jet
- 2 HP, 3-Speed Run-Dry Pump
- Bath-Side Electronic Control Panel
- Integrally Molded Fast-Fill Waterfall Spout
- Underwater Mood Light with Colored Lens Kit
- 1.5 kw Inline Maintenance Heater
- "Quiet Pad" Anti-Vibration Pump Mount for Quiet Pump Operation
- 2 Extra Deep & Wide Contoured Lounge Seats
- 4 Arm Rests
- Slip Resistant Floor
- Pre-leveled ABS Support Base
- Heat-bent Rigid PVC Piping for Optimum Sanitary Conditions
- Durable, Easy to Clean, Lucite® Cast Acrylic Surface Available in 8 Standard No-Charge Colors
- UL & IAPMO Listed, Factory Tested
- Limited 15 Year Warranty

### OPTIONAL EQUIPMENT:

- Available without Fast-Fill Waterfall Spout\*  
-- See Price List for Details
- Comfort Pillow - Oval or Rectangle
- Jet Finish  
- Chrome, Polished Brass, Gold, Polished Nickel or Satin Nickel
- Lift & Turn Waste and Overflow  
- Chrome, Polished Brass, Gold, Polished Nickel or Satin Nickel
- Cable Drive Waste and Overflow  
- Chrome, Polished Brass, Gold, Polished Nickel, Satin Nickel or Color Matched (Bone, White & Biscuit Only)
- Hand Held Jet
- Tile Flange Kit\*
- Factory Installed Rigid ABS Tile Flange\*
- Decorative Rim Kit - Chrome or Polished Brass
- Optional Pump Location
- Remote Pump Location
- Color Matched Curved Acrylic Skirt
- Custom or Premium Colors

*All acrylic colors featured by Aquatic match the industry's leading fixture manufacturers.*

*\*Electronic Control Panels are not installed on units with Fast-Fill Waterfall Spouts removed.*

*\*This unit is not recommended for shower installations.*

**Fax-On-Demand Document # 1012**



**T**he Century 27 offers an oval bathing well with a vanity seat perfect for corner installations. The Century 27 includes standard features such as bath-side electronic control with digital display for operation of the inline heater and the 2 HP, 3-speed run-dry pump, an underwater mood light and an integral waterfall fill spout. It features eight full size hydrotherapy jets, including

three recessed **Rotary Massage Jets**, four **Full Size Pressure-Flo Hydrotherapy Jets** and one **Fan Jet**. Two **Rotary Massage Jets** are stacked in one lounger. These jets generate a powerful rotating massage action that is directionally and pressure adjustable for custom flexibility. The second lounger places a **Fan Jet** horizontally above a **Rotary Massage Jet** for complete upper and lower back massage.