

CHESAPEAKE

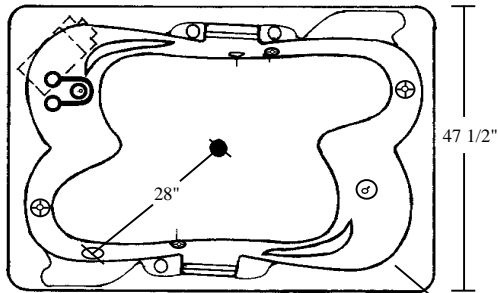
LUXURY SERIES MODEL # AI7148-R



Two Person Bath



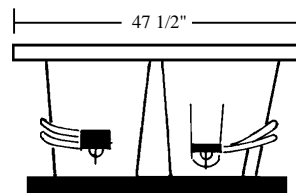
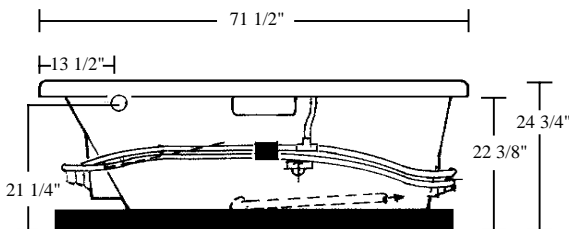
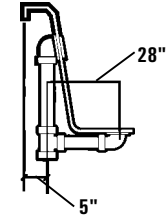
SCALE:
3/8" = 1'



Right Pump Option



Rough-In Plumbing Measurements



EQUIPMENT LEGEND

- Drain
- Standard Pump Location
- StressEaz Neck and Shoulder Therapy System II
- Rotary Massage Jet
- Full Size Pressure-Flo Hydrotherapy Jet

SPECIFICATIONS:

General Specifications:

| | |
|---------------------|--|
| Tub Size | 71 1/2" x 47 1/2" x 24 3/4" 182 cm x 121 cm x 63 cm |
| Bathing Wells | 48" long 32" wide 23" interior depth |
| Shipping Weight | 235 lbs. / 107 kg |
| Tub Weight Filled | 1350 lbs. / 612 kg |
| Gallons to Overflow | 139 gal. / 528 L |
| Gallons to Operate | 1 bather: 120 gal. / 454 L 2 bathers: 88 gal. / 333 L |

Electrical Specifications:

| | |
|-----------------------------|-----------------------|
| Pump Requirement | 1.5 HP; 12 AMP; 110V |
| Optional Heater Requirement | 1.5kw; 12.5 AMP; 110V |

NOTE: Specifications are $\pm 1/4"$ and are subject to change without notice.

STANDARD EQUIPMENT:

- 8 Hydrotherapy Jets including:
4 Full Size Pressure-Flo Hydrotherapy Jets
2 Recessed Rotary Massage Jets
2 StressEaz Neck & Shoulder Therapy Jets
- 1.5 HP Run-Dry Pump with 20-Minute Timer
- Bath-Side On/Off Electronic Button
- "Quiet Pad" Anti-Vibration Pump Mount for Quiet Pump Operation
- 2 Acrylic Grab Bars
- 2 Arm Rests
- Twin Opposing Extra Deep Lounges
- Slip Resistant Floor
- Heat-bent Rigid PVC Piping for Optimum Sanitary Conditions
- Durable, Easy to Clean, Lucite® Cast Acrylic Surface Available in 8 Standard No-Charge Colors
- UL & IAPMO Listed, Factory Tested
- Limited 10 Year Warranty

OPTIONAL EQUIPMENT:

- Underwater Mood Light with Colored Lens Kit
- Comfort Pillow -- Oval or Rectangle
- Jet Finish
-- Chrome, Polished Brass, Gold, Polished Nickel or Satin Nickel
- Bolt-On Grab Bars
-- Chrome, Polished Brass, Gold, Polished Nickel or Satin Nickel
- 1.5 kw Inline Maintenance Heater
- Lift & Turn Waste and Overflow
-- Chrome, Polished Brass, Gold, Polished Nickel or Satin Nickel
- Cable Drive Waste and Overflow
-- Chrome, Polished Brass, Gold, Polished Nickel, Satin Nickel or Color Matched (Bone, White & Biscuit Only)
- Hand Held Jet
- Decorative Rim Kit -- Chrome or Polished Brass
- 2 HP, 3-Speed Run-Dry Pump Upgrade
- Optional Pump Location
- Remote Pump Location
- Custom or Premium Colors

All acrylic colors featured by Aquatic match the industry's leading fixture manufacturers.

Fax-On-Demand Document # 1035



Designed with comfort in mind, the Chesapeake is our first opposed-seated, two-passenger *Luxury Series* whirlpool. With a spacious 72" x 48" layout, the Chesapeake features eight full size hydrotherapy jets, including four **Full Size Pressure-Flo Hydrotherapy Jets**, two **Rotary Massage Jets** and two

StressEaz Jets. A **Rotary Massage Jet** is placed in the first lounge and generates a powerful circular massage action that is adjustable for custom flexibility. The second lounge features the **StressEaz Neck and Shoulder Therapy System II** designed to ease and relieve the accumulated stresses and tensions of the day.