

SANTA CLARA

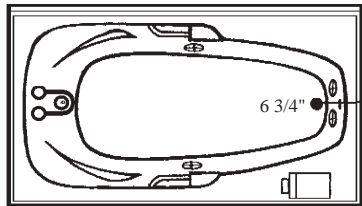
NEXT DAY SHIP MODEL

• Next Day Ship Model equipped with heater; upcharge applies.



LUXURY SERIES MODEL # AI6032-ISL (LEFT DRAIN) / AI6032-ISR (RIGHT DRAIN)

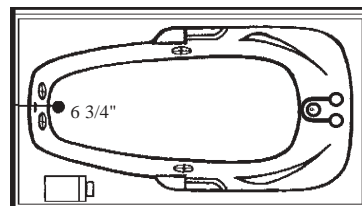
Right Drain Model (AI6032-ISR) Shown



SKIRT SIDE

59 3/4"

Left Drain Model (AI6032-ISL) Shown

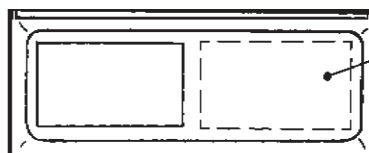


SKIRT SIDE

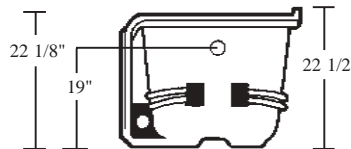
33 3/8"



Right Drain Model

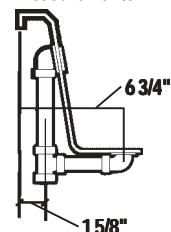


Removable Access Panel



Right Drain Model

Rough-In Plumbing Measurements



SCALE:
3/8" = 1'

EQUIPMENT LEGEND

- Drain
- Standard Pump Location
- Rotary Massage Jet
- Full Size Pressure-Flo Hydrotherapy Jet
- StressEaz Neck and Shoulder Therapy System II

**Note: Requires a mortar base.
ABS Support Base not included.**

SPECIFICATIONS:

General Specifications:

Tub Size	59 3/4" x 33 3/8" x 22 1/8"
	152 cm x 85 cm x 56 cm
Bathing Well	45" long
	17" wide
	21 1/2" interior depth
Shipping Weight	169 lbs. / 77 kg
Tub Weight Filled	590 lbs. / 268 kg
Gallons to Overflow	69 gal. / 261 L
Gallons to Operate	50 gal. / 189 L

Electrical Specifications:

Pump	1.5 HP; 12 AMP; 110V
Requirement	15 AMP; 110V w/ GFCI
Optional Heater	1.5kw; 12.5 AMP; 110V
Requirement	15 AMP; 110V w/ GFCI

**NOTE: Specifications are ± 1/4"
and are subject to change without notice.**

STANDARD EQUIPMENT:

- 7 Hydrotherapy Jets including:
- 4 Full Size Pressure-Flo Hydrotherapy Jets
- 2 StressEaz Neck & Shoulder Therapy Jets
- 1 Recessed Rotary Massage Jet
- 1.5 HP Run-Dry Pump with 20-Minute Timer
- Bath-Side On/Off Electronic Button
- "Quiet Pad" Anti-Vibration Pump Mount for Quiet Pump Operation
- Color Matched Integral Skirt with Removable Access Panel
- Integrally Molded Tile Flange
- 2 Chrome Grab Bars
- 2 Arm Rests
- Slip Resistant Floor
- Heat-bent Rigid PVC Piping for Optimum Sanitary Conditions
- Durable, Easy to Clean, Lucite® Cast Acrylic Surface Available in 8 Standard No-Charge Colors
- UL & IAPMO Listed, Factory Tested
- Limited 10 Year Warranty

OPTIONAL EQUIPMENT:

- Underwater Mood Light with Colored Lens Kit
 - Comfort Pillow -- Oval or Rectangle
 - Jet Finish
 - Chrome, Polished Brass, Gold, Polished Nickel or Satin Nickel
 - Grab Bar
 - Polished Brass, Gold, Polished Nickel or Satin Nickel
 - 1.5 kw Inline Maintenance Heater
 - Lift & Turn Waste and Overflow
 - Chrome, Polished Brass, Gold, Polished Nickel or Satin Nickel
 - Cable Drive Waste and Overflow
 - Chrome, Polished Brass, Gold, Polished Nickel, Satin Nickel or Color Matched (Bone, White & Biscuit Only)
 - Hand Held Jet
 - 2 HP, 3-Speed Run-Dry Pump Upgrade
 - Custom or Premium Colors
- All acrylic colors featured by Aquatic match the industry's leading fixture manufacturers.*

**Fax-On-Demand
Document # 1051**



The Santa Clara integrally skirted whirlpool offers a high quality, easy to install, one-piece bathtub and skirt at a competitive price. The deep, extra-long bathing well enhances a more standard tub design by adding lumbar support and two arm rests, giving the bather all the benefits of a larger whirlpool in a replacement size bath. This whirlpool offers seven pressure adjustable

hydrotherapy jets, including one recessed **Rotary Massage Jet**, two **StressEaz Jets** and four **Full Size Pressure-Flo Hydrotherapy Jets**. The **Rotary Massage Jet** generates a circular massage action that is adjustable for custom flexibility. The **StressEaz Neck and Shoulder Therapy System II** will soothe away the stresses of the day.