

Product Specifications:

Luxura Whirlpool Bath

Model: #F942 – 5.0 Version, RH

#F941 - 5.0 Version, LH

#F947 - 5.5 Version, RH

#F946 - 5.5 Version, LH

5.0 Model

Available with

integral Skirt



Luxura™ Whirlpool Bath

DIMENSIONS

Outer:

60"L x 32"W x 20 1/4"H - 5.0 Version

66"L x 34"W x 20"H - 5.5 Version

Inner (at bottom):

44 1/2"L x 20"W x 20"H - 5.0 Version

48"L x 21"W x 21"H - 5.5 Version

Right and Left Hand Drain Location

Right and Left Hand Pump Location

Water Capacity: 44 Gallons - 5.0 Version

Water Capacity: 68 Gallons - 5.0 Version

FEATURES

- Four Fully Adjustable PowerPro® jets with a maximum flow rate of 30 GPM per jet.
- Two Foot Jets
- Built in Tile Flange (Luxura 5.0 only)
- Exclusive Tru-Level base offers a self-leveling base system specifically designed to provide superior structural integrity and easy installation.
- Matches the Pavia Suite
- Available in all Jacuzzi® Builder colors



BENEFITS

Superior PowerPro® Jets – The Jacuzzi® Difference

- Hydrotherapy Jets
- Create a broad, circular pattern of bubbles that caress the entire body
- Move more air and water through bigger jets
- The broadest and quietest hydrotherapy action in the industry

Distinctive Design – The GENUINE Brand

- Made of continuous cast acrylic reinforced fiberglass for a well-designed, easy to care for product
- Exclusive Tru-Level base system designed to give superior structural integrity, while providing easy installation
- Product sustains a lustrous shine

Quality Standards and Service – It's Second Nature at Jacuzzi®

- Dependable, quality product
- Every major component is designed and manufactured in house for optimal reliability
- All products are factory tested and meet UL/IAPMO standards
- All products are backed by a nationwide network of service agents and full-service customer support team

Visit our website at www.jacuzzi.com for additional product selections



Luxura™ Whirlpool Bath

Ordering Information

- Product Code:
F942 - 5.0 Version, Right Hand
F941 - 5.0 Version, Left Hand
F942 - 5.5 Version, Right Hand
F942 - 5.5 Version, Left Hand

Right and Left Hand Drain Location
 Right and Left Hand Pump Location

Accessories / Hardware:

HTC Jet Trim Kit: #D095

BMH Jet Trim Kit: #J869

Trim Finishes Available:

(827) – Chrome (898) – Brushed Chrome

(828) - Gold (829) – Bright Brass

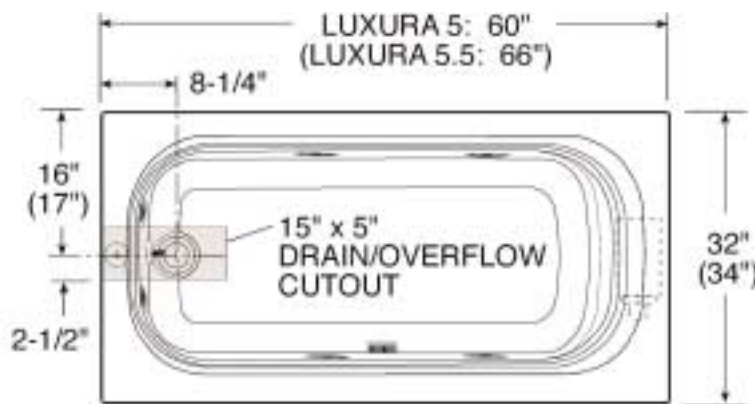
Product Information

Luxura 5.0 Dimensions	Drain/Overflow Dimensions	Cutout	Total Weight Floor Loading	Operating Gallonage	Product Weight	Skirt Mounting
60" (1524mm) L 32" (813mm) W 20 1/4" (508mm) H	16 1/4" (387mm) A 9 1/4" (210mm) B	N/A Mold-in Tile Flange	659 lb. (300kg) 50lb/sq. ft. (244kg/sq. m.)	44 U.S. Gal. (276 litres)	92 lb. (48kg)	Optional U-Frame

Luxura 5.5 Dimensions	Drain/Overflow Dimensions	Cutout	Total Weight Floor Loading	Operating Gallonage	Product Weight	Skirt Mounting
66" (1676mm) L 34" (864mm) W 20 1/4" (514mm) H	15 1/4" (387mm) A 8 3/8" (213mm) B	64" x 32"	697 lb. (316kg) 40lb/sq. ft. (195kg/sq. m.)	51 U.S. Gal. (193 litres)	110 lb. (50kg)	Optional U-Frame

Required Electrical Service

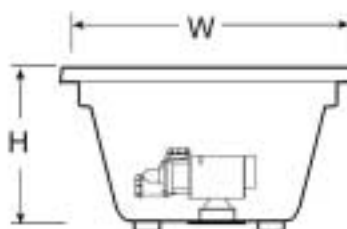
- 115 VAC, 15 AMP, 60 Hz. Requires Dedicated Separate Circuit
- Whirlpool Motor Pump: 115VAC, 3450 RPM/10AMP, 60 Hz. Single Phase



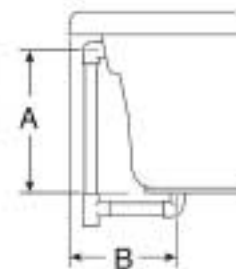
TOP VIEW



SIDE VIEW



END VIEW



DRAIN/OVERFLOW

Installation Notes

Refer to installation instructions included with bathing fixture before beginning installation.