


NEO-METRO[®] Collection


METROPOLIS Basin

Features

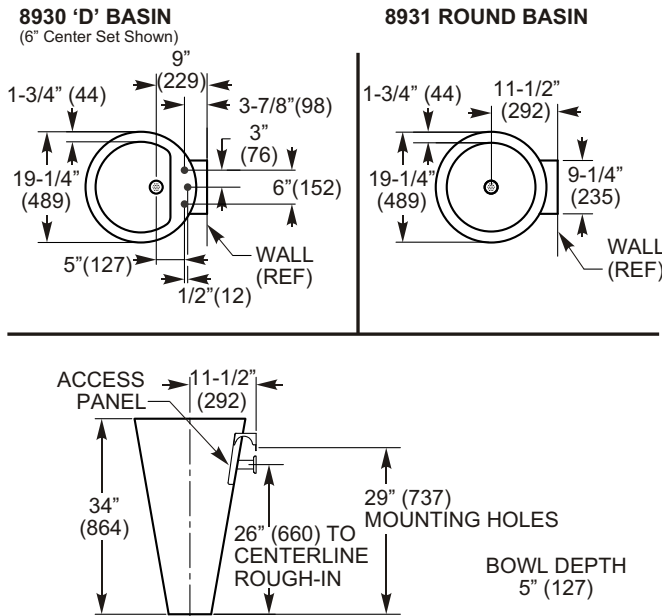
- One-Piece Cone Shaped Pedestal Wash Basin
- 16-Gage Stainless Steel Construction
- 'D' Shape or Large Round Bowl Options
- Concealed Access Panel
- Faucet Not Included
But Faucet Punching Must Be Specified for Model 8930



Model
8930
'D' Basin
(6" Center Set
Shown)



Model
8931
Round
Basin



Ordering Options

8930 **Metropolis 'D' Basin**
Satin Finish Mira Rim

8930-HP **Metropolis 'D' Basin**
Mira Finish

8930-CMF **Metropolis 'D' Basin**
Cosmic Finish Mira Rim

8930 'D' Basin must be specified for faucet punching on deck. Wall mounted faucets must be used for 8931 Round Basin. Faucets not included.

- (-H1) Single Hole (-H36) 6" (152mm) Center Set
- (-H0) Less Punching (will use wall mounted faucet)

8931 **Metropolis Round Basin**
Satin Finish Mira Rim

8931-HP **Metropolis Round Basin**
Mira Finish

8931-CMF **Metropolis Round Basin**
Cosmic Finish Mira Rim

- OF **Option -**
Overflow Waste Outlet

PRODUCT Specification . . . Cone shape pedestal basin shall be manufactured entirely of 16-gage, type 304 stainless steel, seam welded construction. Basin shall have a 1-1/2" (38 mm) diameter drain opening for standard drain fitting. Basin shall be available with a 'D' shaped bowl (8930) or a large round bowl (8931).

PLUMBING Specification . . . Basin shall be wall mounted and supported on floor. Concealed rear panel provides access to drain and p-trap. 'D' Basin (8930) can be factory punched with single hole or 6" (152 mm) center set (customer must specify at time of ordering). Holes punched for faucets are 1-5/16" (33 mm) diameter. P-trap, drain and hardware kit included only for customers in the United States.

Approved for Manufacturing

All dimensions are nominal and subject to manufacturer's change without notice.

Company	Project Name	Authorized Signature	Name Written Clearly	Date
---------	--------------	----------------------	----------------------	------

Neo-Metro Collection is a division of Acorn Engineering Company.

Call Us at (800) 591-9050 • Web Site: www.neo-metro.com

NEO-METRO Collection • P.O. Box 3527 • City of Industry, CA 91744 USA • Phone (626) 855-4854 • Fax (626) 937-4725

TS 8930
PAGE 1 OF 1

L1000750 (1/21/03)