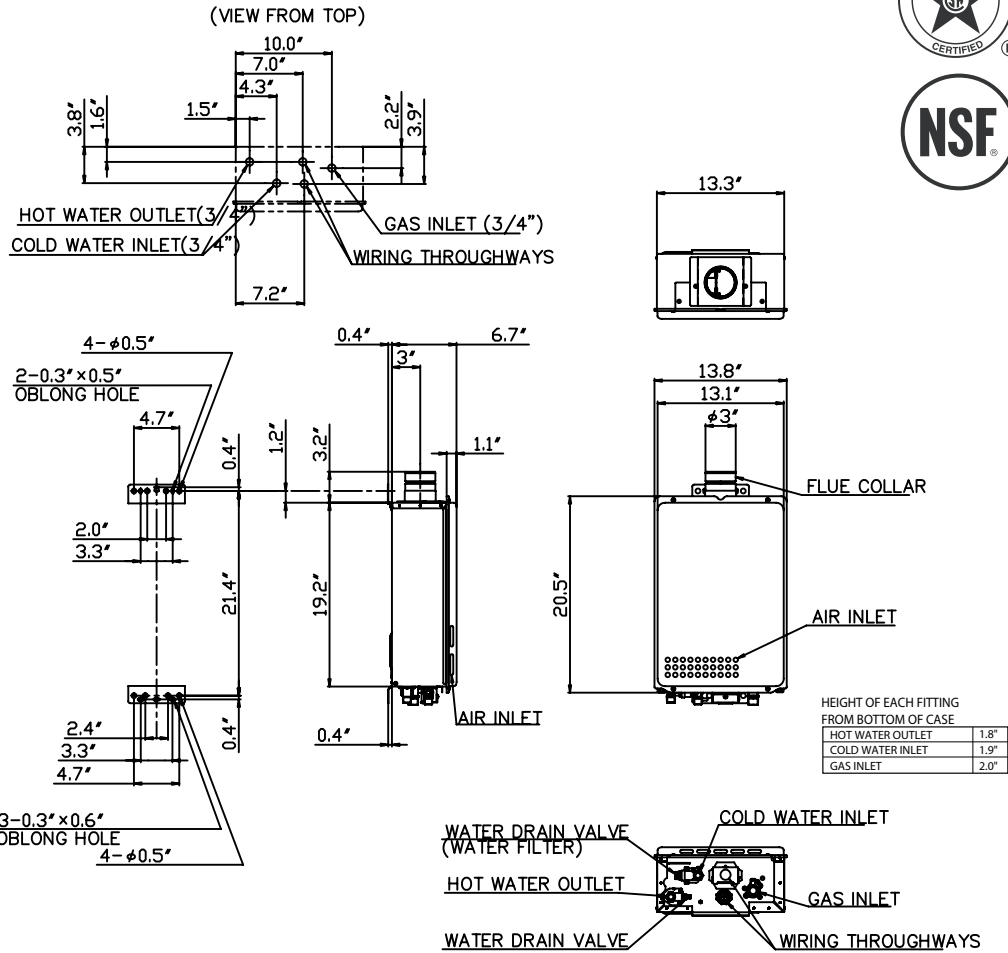


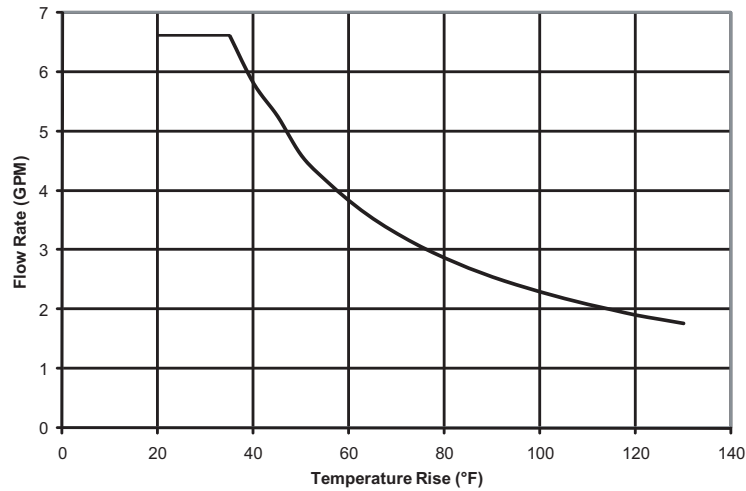
Model N-0531S Tankless Water Heater



| Item | Specification |
|--------------------------|---|
| Model Name | N-0531S |
| Type | Installation: Indoor/Outdoor, Wall Hung |
| | Air-supply/Exhaust: Power Vented |
| Ignition | Direct Ignition |
| Operating Water Pressure | 15 - 150 PSI |
| Minimum Flow Rate | 0.5 GPM |
| Gas Supply Pressure | NG : 4.0" - 10.5" LP : 8.0" - 14.0" |
| Dimensions | 20.5"(Height) x 13.8"(Width) x 6.7"(Depth) |
| Weight | 36 (pounds) |
| Water Holding Capacity | 0.2 Gallon |
| Connection Sizes | Water Inlet: 3/4" |
| | Hot Water Outlet: 3/4" |
| | Gas Inlet: 3/4" |
| Power | Supply: 120VAC(60Hz) |
| | Consumption: NG: 48W LP: 49W Freeze Prevention 141W |
| Material | Casing: Zincified Steel Plate / Polyester Coating |
| | Flue Collar: Stainless Steel |
| | Heat Exchanger: Copper Sheetting, Copper Tubing |
| Safety Devices | Flame Rod, Thermal Fuse, Lightning Protection Device (ZNR), Overheat Prevention Device, Freezing Prevention Device, Fan Rotation Detector |
| Included Accessories | Anchoring Screws |
| Optional Accessories | Isolation Valves (#IK-WV-4), Outdoor Vent Cap (#VC-3), Remote Controller (#RC-7649M), Remote Controller Cord (#RC-CORD10), Remote Controller Outdoor Junction Box (#RC-OJB) |

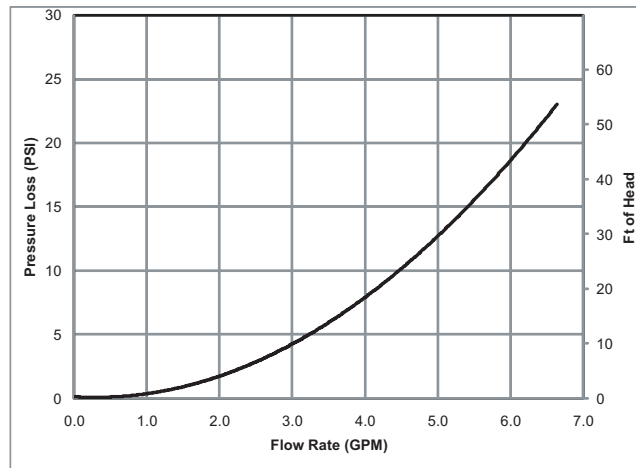
Model N-0531S Product Performance

Flow Rates



| | | | | | | | | | | | | | |
|-----------------------|-----|-----|-----|-----|-----|-----|-----|-----|-----|-----|-----|-----|-----|
| Temperature Rise (°F) | 20 | 30 | 40 | 45 | 50 | 60 | 70 | 80 | 90 | 100 | 110 | 120 | 130 |
| Flow Rate (GPM) | 6.6 | 6.6 | 5.8 | 5.3 | 4.6 | 3.8 | 3.3 | 2.9 | 2.6 | 2.3 | 2.1 | 1.9 | 1.8 |

Pressure Loss



| Item | | Maximum Performance | Minimum Performance |
|--|------------|---|---------------------|
| Gas Consumption | NG | 140,000 btuh | 20,000 btuh |
| | LP | 140,000 btuh | 20,000 btuh |
| Thermal Efficiency | | 83% | |
| Energy Factor | | NG: 0.82 LP: 0.84 | |
| Hot Water Capacity | 35°F Rise | 6.6 Gal/min. | |
| | 45°F Rise | 5.3 Gal/min. | |
| | 77°F Rise | 3.0 Gal/min. | |
| | 100°F Rise | 2.3 Gal/min. | |
| Capacity Range | | 0.5 - 6.6 Gal/min. | |
| Temperature Settings (with Controller) | | 100-150°F (In 5°F intervals), 160°F (12 Options) | |
| Default Temperature Options | | 120, 130, 140°F (Default is 120°F) | |
| Features | | Temperature Lockout, High Elevation Adjustment | |
| Warranty | | 10/3- Residential, 3/3- Commercial or Circulation Use | |
| Approvals | | CSA, UPC, NSF | |

Noritz America reserves the right to discontinue, or change at any time, the designs and/or specifications of its products without notice.