



Model T-K3



SCAQMD 1146.2*

Description / Application:

Fully modulating, gas fired, tankless, on demand water heater with sealed combustion (optional) and power-vented flue. Can be installed either indoors or outdoors, and used in either residential or commercial applications. Supplies hot water to: domestic hot water systems (directly or indirectly using water storage tanks), recirculation systems, hydronic heating systems, radiant floor heating systems, and/or combined domestic & heating applications, etc.

Fuel: NG or LP

Safety Features

- Built in Freeze Protection
- Manual Reset Hi Limit (Set at 194°F)
- Overheat Cut Off Fuse
- Inlet/Outlet Thermistors for Constant Temperature Monitoring
- Air-Fuel Ratio Rod
- GFI Power Supply Connection
- Flame Sensor

Venting and Combustion

- 4" Category III Stainless Steel
- Vertical or Horizontal Installation
- 50' Max Length, 5 elbows max (90° elbows = 5' equivalent length)
- Power Vent
- Electronic Ignition
- 3" Combustion Air Intake (with optional kit)
- 55 dB Noise Level at Max Output

Accessories:

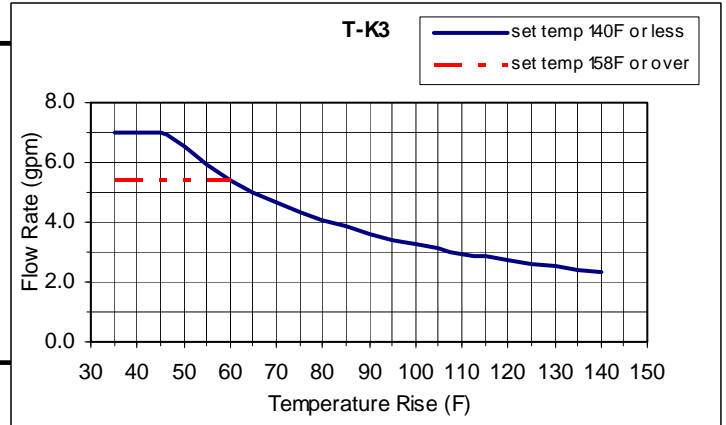
- TK - TV03 Vent Damper
- TK - TV13 Wall Ventilation Terminator (Direct Vent)
- TK - TV01 Wall Ventilation Terminator (indoor)
- TK - TV04 Outdoor Vent Cap
- TK - TV10 Direct Vent Conversion Kit (optional)
- TK - RB01 Recess Box (optional)
- TK - PC01 Pipe Cover (optional)
- TM - RE10 Temperature Remote Control (optional)

Remote Controller

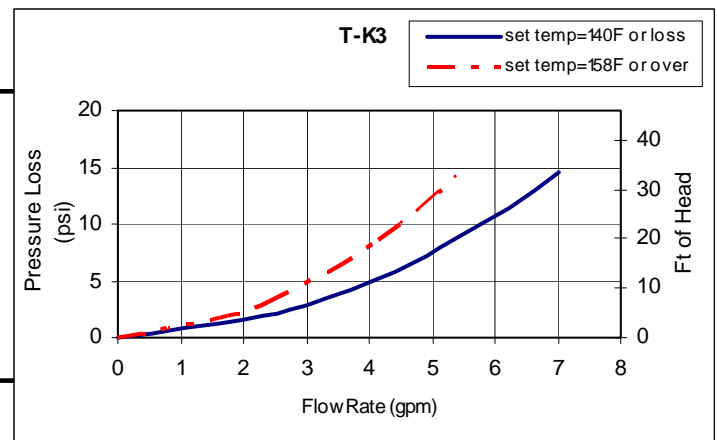
- 400' Max Distance From Heater
- Non Polarized 18 Gauge Control Wiring

Temp Settings

Dip Switch:	104°F	113°F	122°F (default)	131°F	140°F	158°F	176°F	185°F
TM-RE10 Remote:	99°F	100°F	102°F	104°F	106°F	108°F	110°F	111°F
(w/ red jumper in place)	113°F	115°F	117°F	122°F	131°F	140°F	158°F	167°F



*Above shown rate is based on single unit only.



Takagi Industrial CO. USA, Inc.
 5 Whatney Irvine, CA 92618
 888.882.5244 www.takagi.com

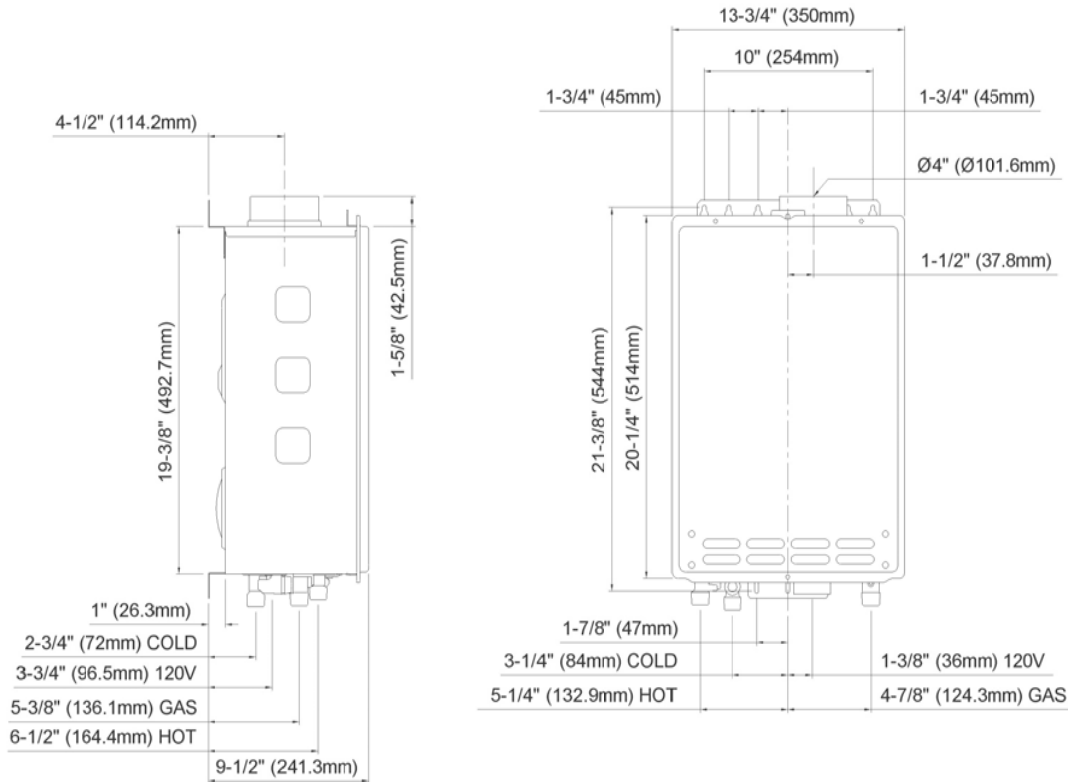
+Met SCAQMD rule 1146.2 (certified by BR Lab)



Model T-K3



SCAQMD 1146.2*



T-K3:	HT	W	D	WT	Volt	Amp	Flue	Intake	(Hot/Cold/Gas) Connections	
	20.5"	13.8"	8.5"	40 lbs.	120	0.77	4" O.D.*	3.0" O.D. (Opt.)	3/4" NPT	
	Input		Input		Energy Factor		Thermal Eff.	AFUE	Min Press	Max. Press.
NG	Max BTU		Min BTU		0.835		82.2 %	0.78	5.0" W.C.	10.5" W.C.
LP	199,000		11,000		0.856		84.9 %	0.77	8.0" W.C.	13.5" W.C.
	GPM		Water PSI		Coil Cap.					
	0.5 - 7.0**		15- 150 PSI***		≈0.2 Gallons					
Clearances	Top	Bottom	Front	Back	Sides					
Indoor	12"	12"	4"	1"	2"					
Outdoor	36"	12"	24"	1"	2"					

* Category III Required ** Current numbers based on factory testing, 0.4 GPM Required for Continuous Fire After Initial Ignition

*** Pressure Only Relief Valve Requires (Min. 200,000 BTUs, 150 PSI). Min 50 PSI or above recommended for maximum flow.

Warranty: 10 yrs Heat Exchanger, 5 yrs Parts (for Residential Use)- 3 yrs Heat Exchanger, 3 yrs Parts (For Commercial Use)

Specification

Flash water heater(s) shall be Model T-K3 as manufactured by Takagi Industrial Company Inc. The Flash water heater(s) shall be a copper coil integral fin and tube construction with quick release brass or bronze waterways. Heater(s) will be factory assembled and tested.

The heater shall be vented with 4" stainless steel Category III vent pipe a distance not to exceed 50' (equivalent) feet terminating vertically or horizontally as prescribed. Intake air with optional direct vent kit may be of such material as PVC not to exceed a total of 50' (equivalent).

The heater(s) shall be controlled by onboard solid state printed circuit board monitoring incoming and outgoing temperatures with factory installed thermistors, sensing and controlling flow rate to set point temperature with control both air and gas mixture inputs to maintain thermal combustion efficiency. Unit also consists of ground fault interrupter, inline fusing, spark ignition and sensor system, aluminized stainless steel burners, air-fuel ratio rod, Hi limit switch, modulating and proportional gas valves, freeze protection sensor and heating block and overheat cut-off fuses.

The water heater(s) shall be CSA listed, exceeds the energy efficiency requirements of ASHRAE 90.1b-1992 and listed by SCAQMD rule 1146.2 Low NOx.